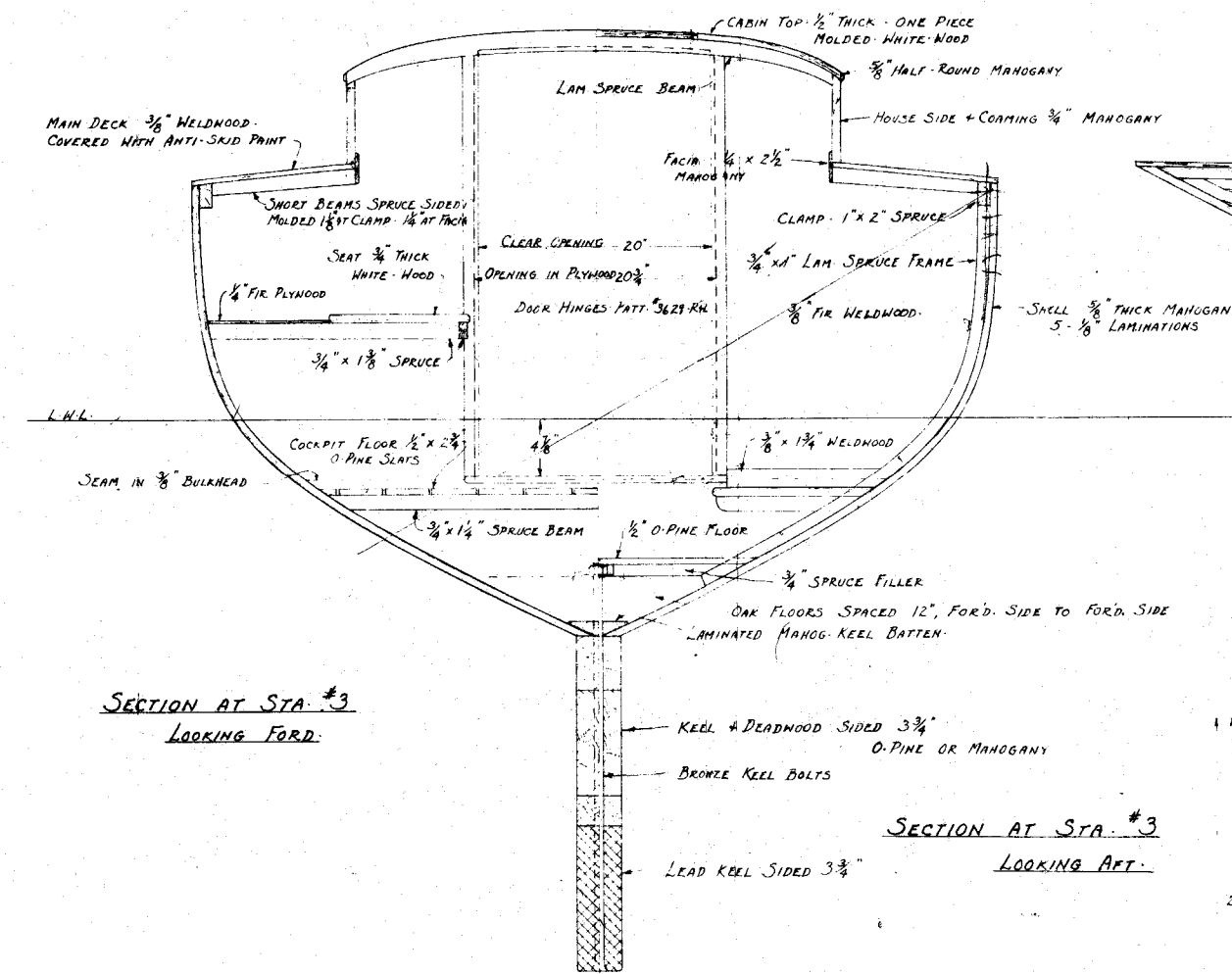
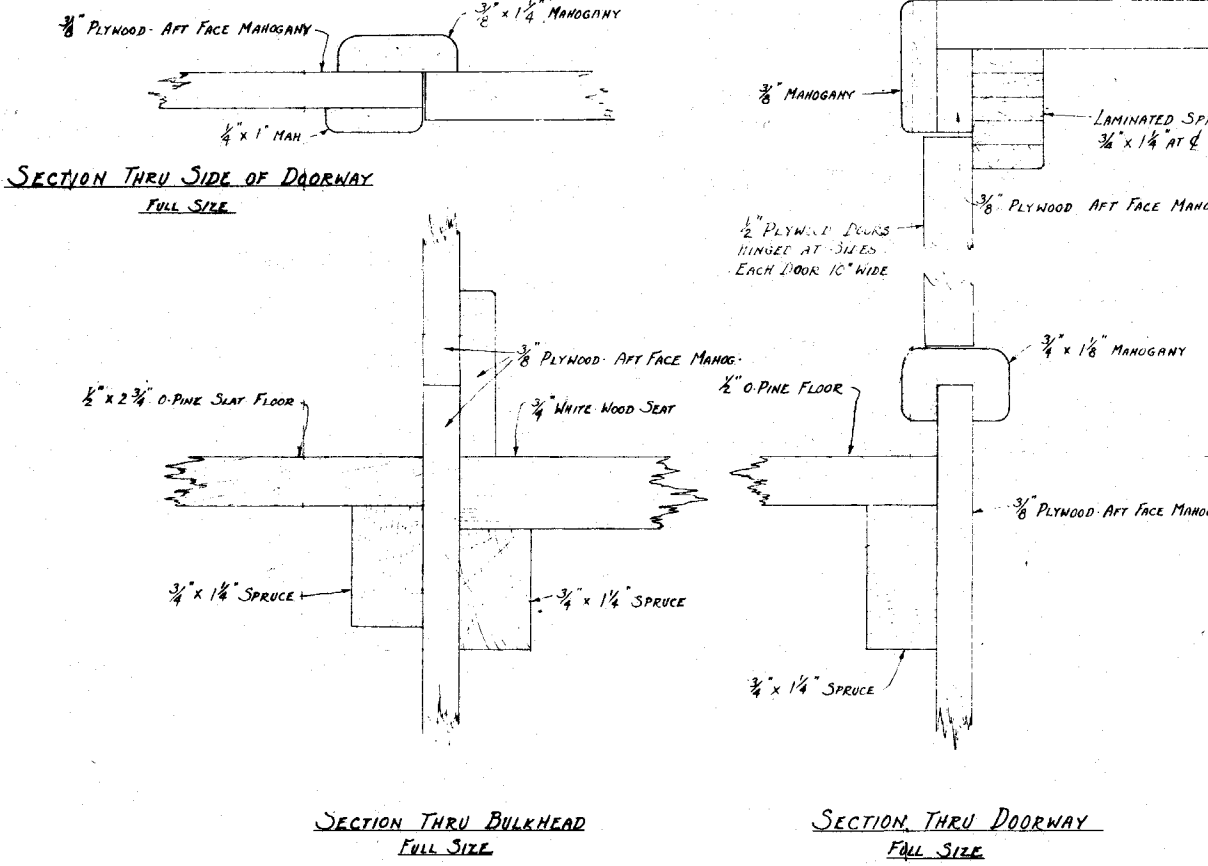


NOTE: BULKHEAD SIMILAR TO BELOW, WHETHER AT STA. 9 OR 12' FORD.

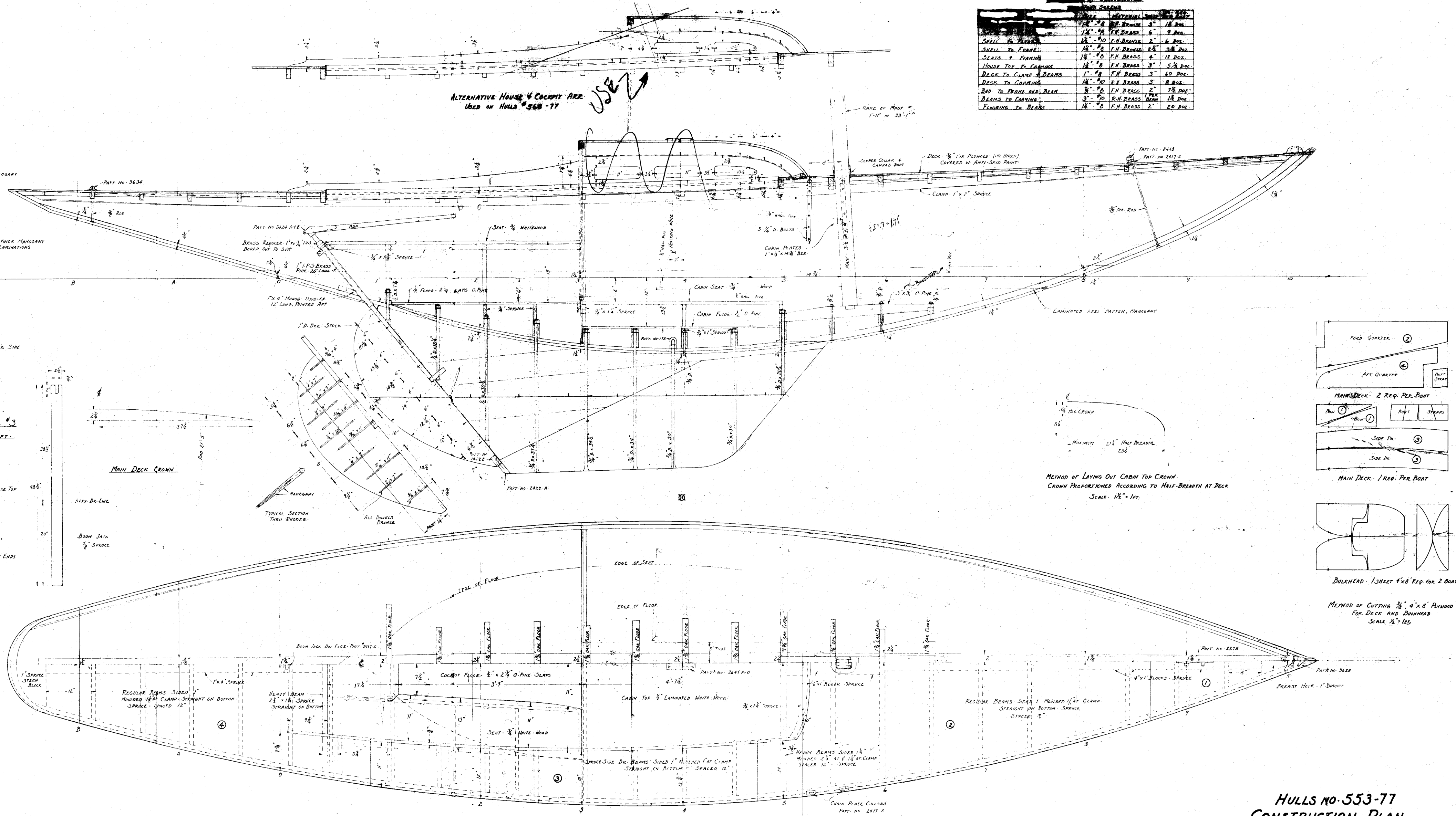


SECTION AT STA. #3
LOOKING AFT

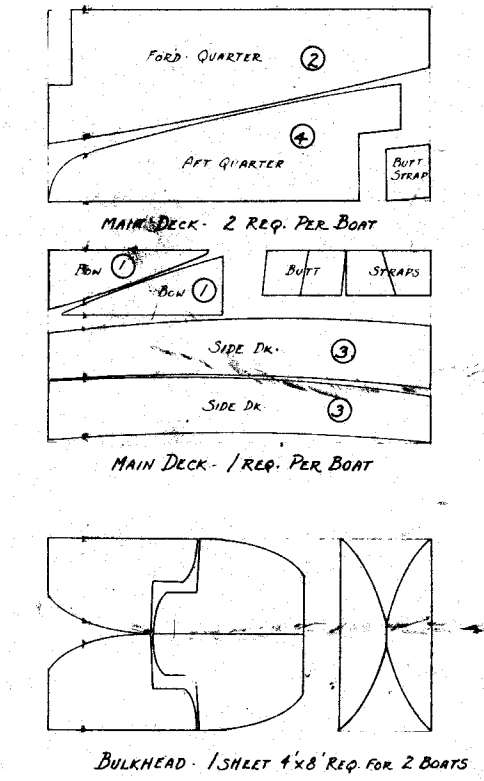


SECTION THRU BULKHEAD FULL SIZE

SECTION THRU DOORWAY FULL SIZE



ITEM	QUANTITY	DESCRIPTION	UNIT
1	12	1/2" x 1/2" F.H. BRASS	3"
2	12	1/2" x 1/2" F.H. BRASS	4"
3	12	1/2" x 1/2" F.H. BRASS	5"
4	12	1/2" x 1/2" F.H. BRASS	6"
5	12	1/2" x 1/2" F.H. BRASS	7"
6	12	1/2" x 1/2" F.H. BRASS	8"
7	12	1/2" x 1/2" F.H. BRASS	9"
8	12	1/2" x 1/2" F.H. BRASS	10"
9	12	1/2" x 1/2" F.H. BRASS	11"
10	12	1/2" x 1/2" F.H. BRASS	12"
11	12	1/2" x 1/2" F.H. BRASS	13"
12	12	1/2" x 1/2" F.H. BRASS	14"
13	12	1/2" x 1/2" F.H. BRASS	15"
14	12	1/2" x 1/2" F.H. BRASS	16"
15	12	1/2" x 1/2" F.H. BRASS	17"
16	12	1/2" x 1/2" F.H. BRASS	18"
17	12	1/2" x 1/2" F.H. BRASS	19"
18	12	1/2" x 1/2" F.H. BRASS	20"



METHOD OF CUTTING 3/8" x 8" PLYWOOD FOR DECK AND BULKHEAD SCALE 1/2" = 1 FT.

HULLS NO. 553-77
CONSTRUCTION PLAN
SCALE - 1/2" = 1 FT. DEC. 11-44
LUDERS MARINE CONST. CO.
STANFORD, CONN. Dwg No. 3782-98